

### Specification

Nominal Voltage	12V	
Nominal Capacity(20HR)	7.2AH	
Dimensions	Length	151±2mm (5.95 inches)
	Width	65±1mm (2.56 inches)
	Container Height	93.5±1mm (3.68 inches)
	Total Height (with Terminal)	99±1mm (3.90 inches)
Approx Weight	Approx 2.30 kg (5.07lbs)	
Terminal	T1 / T2	
Container Material	ABS	
Rated Capacity	7.20 AH/0.36A	(20hr , 1.80V/cell, 25°C/77°F)
	6.72 AH/0.672A	(10hr, 1.80V/cell, 25°C/77°F)
	6.00 AH/1.20A	(5hr, 1.75V/cell, 25°C/77°F)
	5.25 AH/1.75A	(3hr, 1.75V/cell, 25°C/77°F)
	4.38 AH/4.35A	(1hr, 1.60V/cell, 25°C/77°F)
Max. Discharge Current	108A (5s)	
Internal Resistance	Approx 18mΩ	
Operating Temp. Range	Discharge : -15~50°C (5~122°F)	
	Charge : 0~40°C (32~104°F)	
	Storage : -15~40°C (5~104°F)	
Nominal Operating Temp. Range	25±3°C (77±5°F)	
Cycle Use	Initial Charging Current less than 2.16A. Voltage	
	14.4V~15.0V at 25°C(77°F)Temp. Coefficient -30mV/°C	
Standby Use	No limit on Initial Charging Current Voltage	
	13.5V~13.8V at 25°C(77°F)Temp. Coefficient -20mV/°C	
Capacity affected by Temperature	40°C (104°F)	103%
	25°C (77°F)	100%
	0°C (32°F)	86%
Self Discharge	Leoch LP series batteries may be stored for up to 6 months at 25°C(77°F) and then a freshening charge is required. For higher temperatures the time interval will be shorter.	



### Applications

- ◆ All purpose
- ◆ Uninterruptable Power Supply (UPS)
- ◆ Electric Power System (EPS)
- ◆ Emergency backup power supply
- ◆ Emergency light
- ◆ Railway signal
- ◆ Aircraft signal
- ◆ Alarm and security system
- ◆ Electronic apparatus and equipment
- ◆ Communication power supply
- ◆ DC power supply
- ◆ Auto control system



### Constant Current Discharge (Amperes) at 25 °C (77°F)

F.V/Time	5min	10min	15min	20min	30min	45min	1h	2h	3h	4h	5h	6h	8h	10h	20h
1.85V/cell	16.5	12.0	10.25	8.70	6.35	4.65	3.70	2.20	1.64	1.33	1.13	0.98	0.778	0.644	0.353
1.80V/cell	19.8	14.0	11.6	9.46	6.84	4.93	3.94	2.30	1.71	1.39	1.17	1.02	0.806	0.672	0.360
1.75V/cell	22.1	15.3	12.4	9.98	7.12	5.14	4.09	2.38	1.75	1.42	1.20	1.03	0.818	0.682	0.367
1.70V/cell	24.1	16.4	13.1	10.5	7.39	5.27	4.17	2.43	1.80	1.45	1.22	1.06	0.835	0.692	0.372
1.65V/cell	26.2	17.3	13.8	10.9	7.65	5.43	4.28	2.47	1.82	1.47	1.24	1.07	0.846	0.699	0.375
1.60V/cell	27.6	18.1	14.2	11.2	7.86	5.58	4.38	2.53	1.86	1.50	1.26	1.09	0.860	0.709	0.382

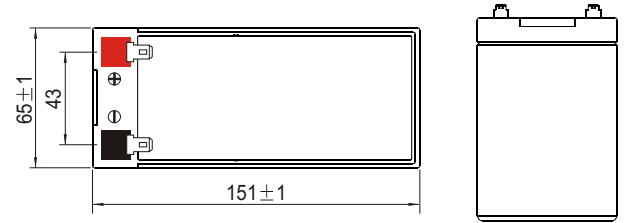
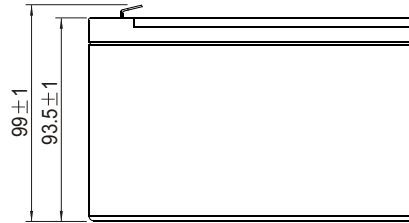
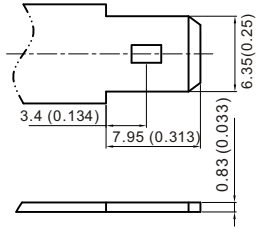
### Constant Power Discharge (Watts/cell) at 25 °C (77°F)

F.V/Time	5min	10min	15min	20min	30min	45min	1h	2h	3h	4h	5h	6h	8h	10h	20h
1.85V/cell	31.1	22.9	19.7	16.9	12.4	9.11	7.29	4.35	3.26	2.66	2.26	1.96	1.56	1.30	0.713
1.80V/cell	37.0	26.5	22.1	18.2	13.3	9.64	7.74	4.55	3.39	2.77	2.34	2.03	1.61	1.35	0.724
1.75V/cell	41.0	28.8	23.5	19.1	13.8	10.00	8.01	4.68	3.46	2.82	2.38	2.06	1.63	1.37	0.736
1.70V/cell	44.0	30.3	24.6	19.8	14.2	10.18	8.10	4.74	3.52	2.85	2.41	2.09	1.65	1.37	0.739
1.65V/cell	47.0	31.6	25.5	20.4	14.5	10.4	8.25	4.79	3.55	2.88	2.43	2.10	1.66	1.38	0.740
1.60V/cell	48.3	32.4	25.8	20.7	14.7	10.6	8.36	4.86	3.60	2.91	2.46	2.13	1.68	1.39	0.749

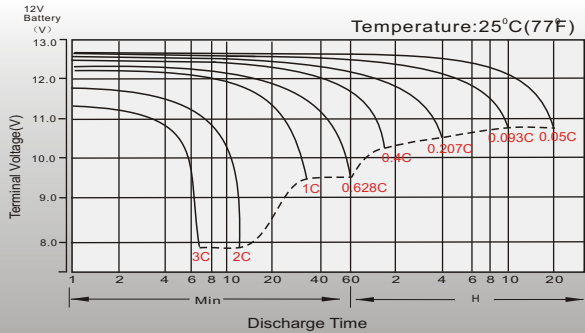
## Dimensions

### T2 Terminal

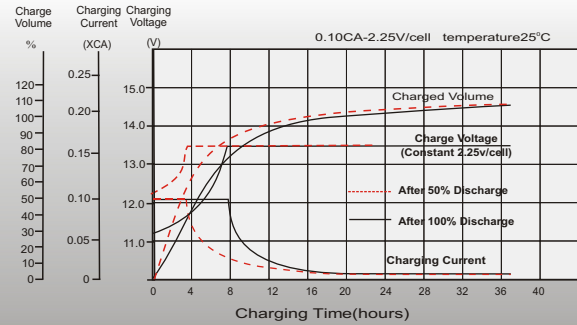
Unit: mm [inches]



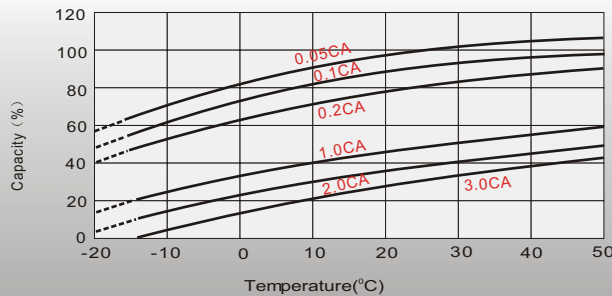
## Discharge Characteristics



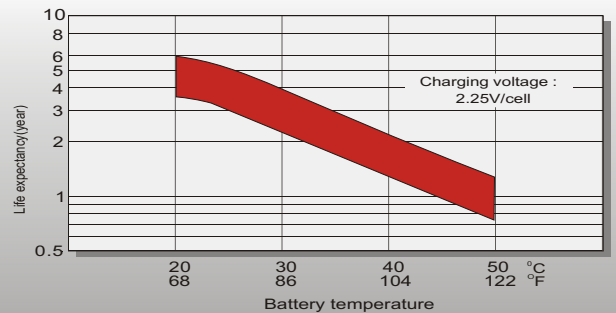
## Float Charging Characteristics



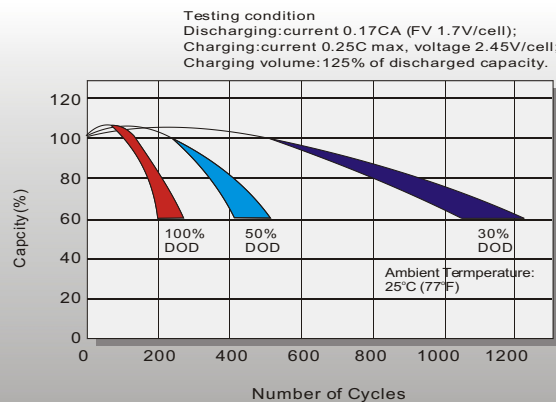
## Temperature Effects in Relation to Battery Capacity



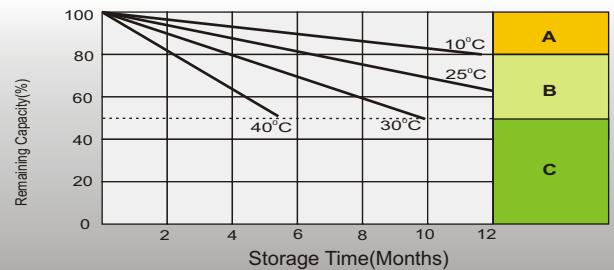
## Effect of Temperature on Long Term Float Life



## Cycle Life in Relation to Depth of Discharge



## Self Discharge Characteristics



- A** No supplementary charge required (Carry out supplementary charge before use if 100% capacity is required.)
- B** Supplementary charge required before use. Optional charging way as below:  
1. Charged for above 3 days at limited current 0.25CA and constant voltage 2.25V/cell.  
2. Charged for above 20 hours at limited current 0.25CA and constant voltage 2.45V/cell.  
3. Charged for 8-10 hours at limited current 0.05CA.
- C** Supplementary charge may often fail to recover the capacity. The battery should never be left standing till this is reached.

## Sales Office

### China sales office:

Add: 5th Floor, Xinbaohui Bldg., Nanhai Blvd.,  
Nanshan, Shenzhen, China. 518052  
Tel: +86-755-86036060 (100 lines)  
Fax: +86-755-26067269  
E-mail: export@leoch.com  
Http://www.leoch.com

### North America sales office:

Add: 19751 Descartes, Unit A,  
Foothill Ranch, CA 92610, USA  
Tel: 949-588-5853  
Fax: 949-588-5966  
E-mail: sales@leoch.us  
Http://www.leoch.us

### Europe sales office:

Add: 9B Wheatstone Park, Waterwells  
Business Park, Gloucester, GL2 2AQ, UK.  
Tel: +44(0) 01452 729428  
Fax: +44 (0)1452-690125  
E-mail: Sales.Europe@leoch.com

### Singapore sales office:

Add: No.53, Ubi Avenue 1, #03-21 Paya  
Ubi Industrial Park, Singapore 408934  
Tel: + 65 6841 6629  
E-mail: sales.sg@leoch.com

### HongKong sales office:

Add: Unit 3910, 39/F, Cable TV Tower, No.9  
Hoi Shing Road, Tsuen Wan, NT, H.K  
Tel: +852 3578 6666  
E-mail: sales.hk@leoch.com